






Internet Awareness and Safety

The Concerns

| | |
|---|--|
|  | <p style="text-align: center;"><u>The Law</u></p> <ul style="list-style-type: none"> • Child Internet Protection Act (CIPA): Mandates filtering, monitoring, and policies. • Children's Online Privacy Act (COPPA): Mandates policies, parental consent, and protection of info. • Adam Walsh Child Protection and Safety Act: Mandates stiff penalties and a national registry for offenders, |
|  | <p style="text-align: center;"><u>Keeping Students Safe</u></p> <ul style="list-style-type: none"> • Plan ahead and have discussions about safety. • Establish safety policies and online ethics. • Encourage responsibility, appropriateness, and common sense. |
|  | <p style="text-align: center;"><u>Safety Tips for Students</u></p> <ul style="list-style-type: none"> • Do not share identifying information. • Do not share personal information. • Do not share provocative images. • Consider consequences and the future. • Beware contact with strangers (and "grooming.") • Talk to parents, teachers, and trusted adults. |
|  | <p style="text-align: center;"><u>Safety Tips for Parents</u></p> <ul style="list-style-type: none"> • Move computers into shared spaces and keep monitors visible. (Escalate to monitoring software.) • Watch for students closing windows. (Alt+Tab) • Check Internet history. (Be suspicious if blank.) • Beware a students' reluctance to be candid. |
|  | <p style="text-align: center;"><u>What can teachers do?</u></p> <ul style="list-style-type: none"> • Communicate with students and other educators. • Communicate with IT and the police. • Take advantage of teachable moments! • Do not look the other way! • Use controlled online environments if necessary. |