






Internet Awareness and Safety

The Concerns

 <p>Web Filtering</p>	<p style="text-align: center;"><u>Inappropriate Content</u></p> <ul style="list-style-type: none"> • We must show due diligence in protecting students from offensive, sexual, or violent content. • This content is increasingly hard to filter. • We must teach students appropriate responses to the inevitable encounters with this content.
 <p>Student Image</p>	<p style="text-align: center;"><u>Inappropriate Sharing</u></p> <ul style="list-style-type: none"> • Students might post the content we are trying to protect them from. • Students will post outside of school despite filters. • This can lead to cyber bullying or other unsafe situations, such as those below.
 <p>cyberbullying.org</p>	<p style="text-align: center;"><u>Intellectual Property</u></p> <ul style="list-style-type: none"> • Students can easily copy (& post) online material. • We must teach academic honesty and copyright law, including alternatives like creative commons. • The Digital Millenium Copytight Act of 1998 says that all material online is copyrighted unless otherwise noted.
 <p>Avoid ID Theft</p>	<p style="text-align: center;"><u>Fraud and Theft</u></p> <ul style="list-style-type: none"> • Students may put their families and friends at risk. • Even students can be targets of online fraud, theft, and identity theft. • Students can protect themselves through awareness and safe practices.
 <p>Sex Offender</p>	<p style="text-align: center;"><u>Stalkers and Predators</u></p> <ul style="list-style-type: none"> • Predators do hunt children through online social networks – their goal is to meet in person. • Students are at risk if they share personal information or arrange to meet predators. • Students can protect themselves through awareness and safe practices.



Attribution-ShareAlike 2.5

